

# MINI DREDGES DRF SERIES

## Remote Control Dredging Solutions



ultra-small dimensions



simple to assemble



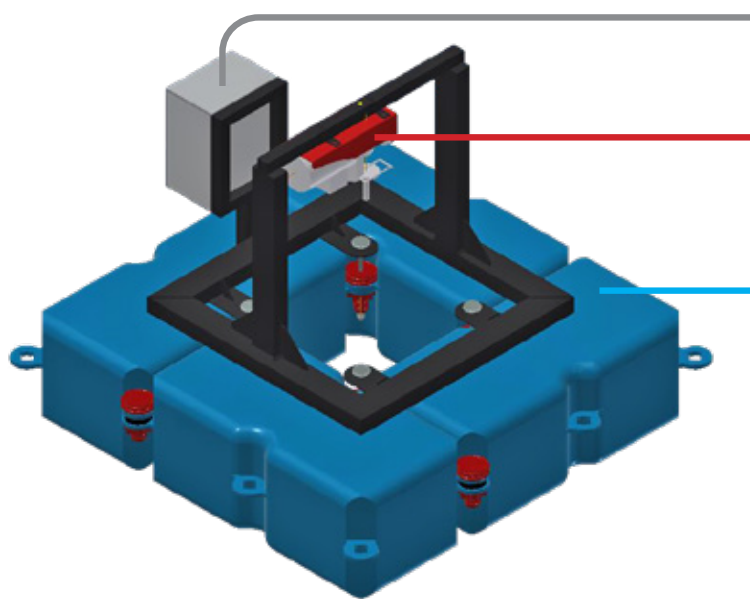
small draught clearance



versatile and customisable

**DRAGFLOW**  
ULTIMATE EFFICIENCY

# MINI DREDGES DRF SERIES



**Electrical panel**

**Electric winch**

- To move the pump with precision.

**Floating polyethylene cubes**


- They guarantee stability thanks to a floatation capacity of 350 kg/m<sup>2</sup>.

**Wired control**

- To Manage the Pump.
- Emergency stop.



## DRF30



### DIMENSIONS

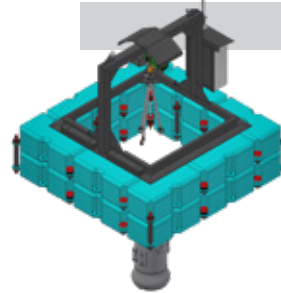
Length	2 m
Width	2 m
Height	1,5 m
Weight	550 kg (pump included)

Winch	max 300 kg
Cable length	10 m
Wired control	30 m

### PUMP RANGES

- EL5
- EL7,5 • EL7,5 S • EL7,5 SS
- EL10 • EL10 S • EL10 SS
- EL12,5 • EL12,5 S • EL12,5 SS

## DRF50



### DIMENSIONS

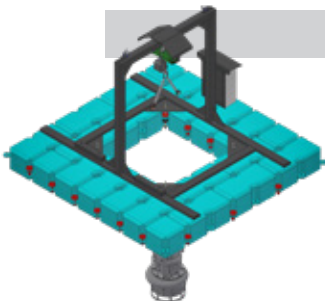
Length	2,5 m
Width	2,5 m
Height	2,3 m
Weight	1300 kg (pump included)

Winch	max 560 kg
Cable length	10 m
Wired control	30 m

### PUMP RANGES

- EL20 • EL20 S • EL20 SS

## DRF80



### DIMENSIONS

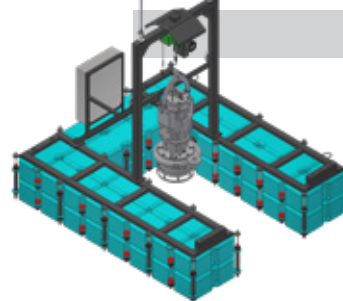
Length	3,5 m
Width	3,5 m
Height	2,6 m
Weight	1600 kg (pump included)

Winch	max 800 kg
Cable length	10 m
Wired control	30 m

### PUMP RANGES

- EL25 • EL25 S
- EL35 • EL35 HC
- EL354

## DRF100



### DIMENSIONS

Length	4 m
Width	3,5 m
Height	3,7 m
Weight	2660 kg (pump included)

Winch	max 2000 kg
Cable length	10 m
Wired control	30 m

### PUMP RANGES

- EL35 S
- EL60
- EL354 S
- EL1204 HC